



SELMA CITY

SCHOOL SYSTEM SNAPSHOT: 2021 EDITION*

P.O. Box 350 | Selma, AL 36702 | (334) 874-1600

Superintendent Dr. Avis Williams
Board Members Danielle Wooten, Dr. Tanya S. Miles, Johnny Moss, Phyllis Houser, Brenda Obomanu

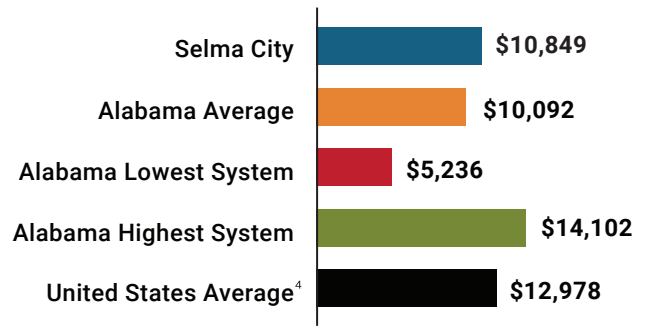
\$2,238,132
 Cost of One Month's Operation/General Fund

1.33
 Number of Months Reserve Balance

By the Numbers

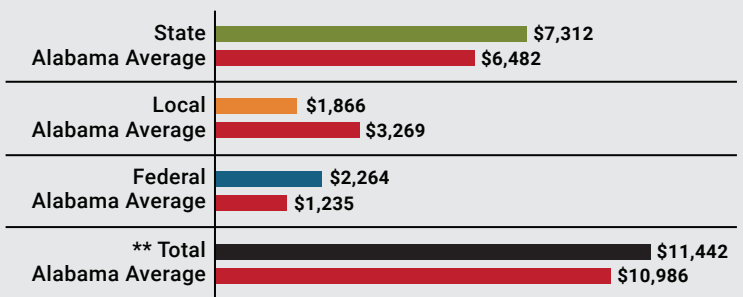
- Schools¹** 11
- Students/ADM²** 2,907
- Free & Reduced Lunch** 76%
- Community Eligibility Program** 79%
- Number of Route Buses³** 6
 - Buses 10 yrs. old or less 67%
 - Students Bused 275
- Full-Time Employees** 411
 - Teachers 199
 - Principals/Assistant Principals 16
 - Counselors 11
 - Librarians 7
 - Other Certified Employees 17
 - Support Personnel 161

Total Per-Pupil Expenditures (PPE)



Per-Pupil Revenue Sources

Selma City Revenue Sources



27 STATE RANK

112 LOCAL RANK

11 FEDERAL RANK

OVERALL SYSTEM RANK 44

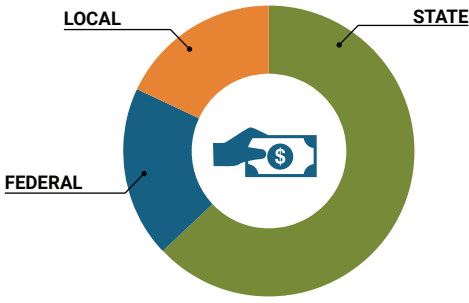
** Total Revenue Among 137 School Systems

¹ Schools with enrollment, including Alternative and Career Technical Education
² Average Daily Membership
³ Data collected in FY19 and used for FY21 funding
⁴ 2019-2020 NEA Rankings of the States

* THIS REPORT INCLUDES FISCAL YEAR 2019 DATA

School System Revenue

How was your school system funded?¹



\$21,257,905	STATE	62%
\$6,581,431	FEDERAL	19%
\$6,272,290	LOCAL	18%
— \$1,326,700	Local 10-Mill Match	
\$4,945,590	AVAILABLE LOCAL REVENUE	

VALUE OF 1-MILL
For Your School System

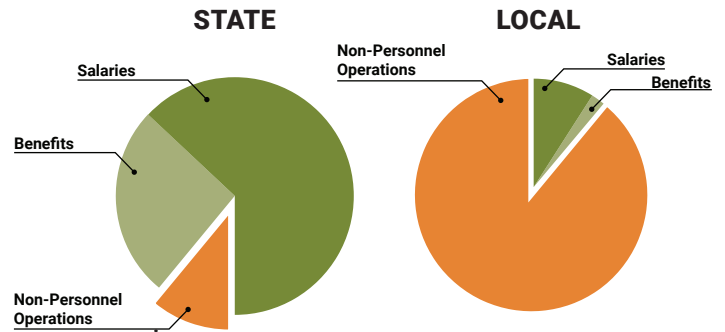
\$132,670

School System Spending

How did your school system spend state & local dollars?¹

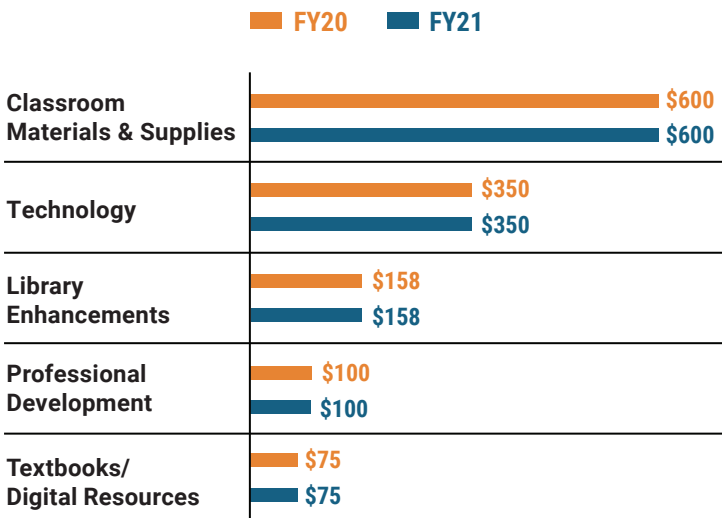
	STATE SPENDING ^{2,3}	LOCAL SPENDING ²
Salaries	\$13,778,506	\$386,991
Benefits	\$5,587,354	\$85,925
Non-Personnel Operations	\$2,473,901	\$3,787,033
TOTAL	\$21,839,761	\$4,259,950

¹ Revenues and expenditures may contain nominal variances
² Does not include debt service or capital outlay
³ Includes 10-mill match
⁴ Such as utilities, operations & maintenance, etc.

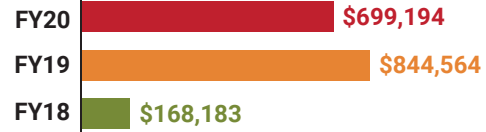


Only 11% of state funding is available for non-personnel expenditures⁴

Instructional Support



Educational Advancement & Technology Fund⁵



⁵ These one-time supplemental funds may be used for repairs and deferred maintenance, classroom instructional supplies, insurance for facilities, transportation, technology and school safety measures.

System Debt

TOTAL DEBT⁶	DEBT PER STUDENT
\$30,373,687	\$10,448

⁶ The debt totals in system audit reports may differ due to audit adjustments.



ALABAMA
ASSOCIATION OF
SCHOOL BOARDS

Sally Smith, J.D.
Executive Director

Lissa Tucker, J.D.
Director of Government Relations

43 South Jackson Street
Montgomery, Alabama 36104

1-800-562-0601 | AlabamaSchoolBoards.org

@AlaSchoolBoards Facebook.com/AlabamaSchoolBoards